

Name: _____



Long "o"







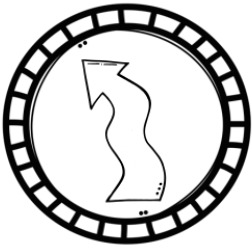
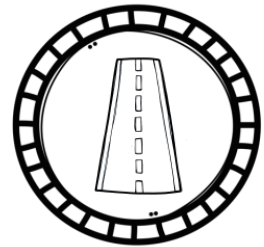
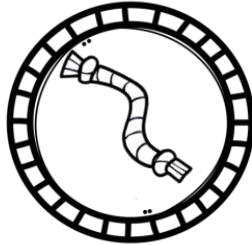

Instructions: Color by the code.

oa - green

oe - yellow

ow - brown

o_e - orange



Name: _____



Long "i"

Instructions: Fill in the blanks with the correct long "i" spelling pattern.



b____te



n_____t



dr_____



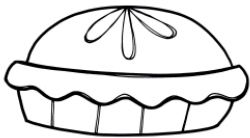
t_____



l_____t



f____re



p_____




d____ce



f____ve




sp_____



fl_____



fr_____



Name: _____

ABC Order

Instructions: Cut and paste the St. Patrick's Day words in ABC order. Then write the words on the lines.

1

2

3

4

5

6

7

8

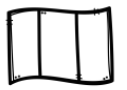
9

10

clovers



Irish



hat



Leprechaun



pot



rainbow



bush



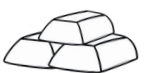
shamrock



banner




gold

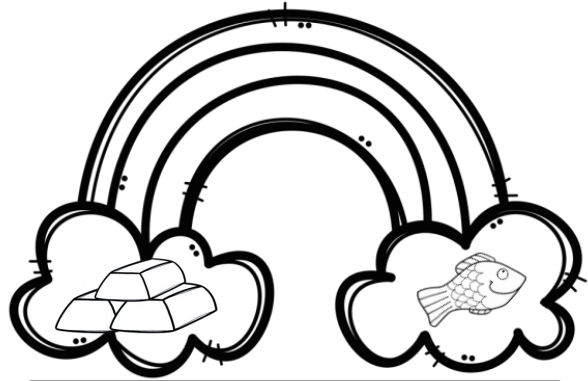


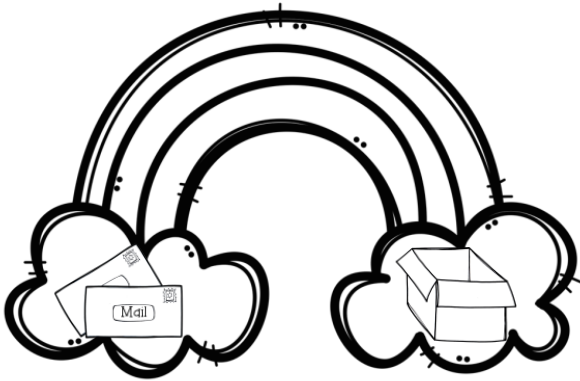
Name: _____

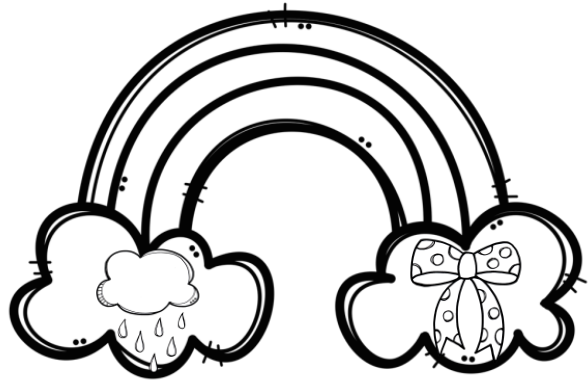
Compound Words


Instructions: Look at the pictures. Write the matching compound word. Then, color the rainbows.














Name: _____

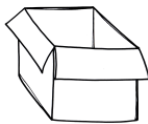
Long and Short "o"

Instructions: Cut and sort the long and short "o" pictures.

Long "o"

Short "o"

©The Stay-at-Home Teacher



Name: _____

Sight Word Spinner


Instructions: Spin a clip on the spinner. Write the word in the correct column. Spin until one column is full.

they	could	show	school

How many times did you write each word?

they _____
show _____

could _____
school _____



Name: _____

Sight Words ABC Order

Instructions: Write the Sight Words in ABC Order.

they

could

show

school

today

from

soon

your

any

boy

work

done

1

7

2

8

3

9

4

10

5

11

6

12

Name: _____



Sight Words Coloring




Instructions: Color by the code.

green - any

orange - boy

brown - work

black - done



Name: _____

Sight Words Fill-Ins

Instructions: Choose words from the word bank to fill in the blanks.

they	could	show	school
today	from	soon	your
any	boy	work	done

1. Who is that gift _____?
2. I am all _____ with my lunch.
3. Can I _____ you my picture?
4. _____ will go home later.
5. He is a very tall _____.
6. What will we learn _____?
7. I will _____ very hard.
8. We have so much fun at _____!
9. I hope we get to eat _____.
10. _____ you please help me?
11. I will go to _____ house today.
12. Are there _____ muffins left?

Name: _____

Adverbs

Instructions: Choose adverbs from the word bank to help you complete the sentences.



She is snoring very _____.



Let's _____ tip-toe.



He can fly so _____!



The boat floats _____.



The music is _____ playing.



The fire is glowing _____.

quietly

softly

brightly

quickly


loudly

smoothly

Name: _____

Sentence Corrections

Instructions: Write the sentences with correct capitalization and punctuation.



why is he hiding in the bush



there are gold coins in the pot



is the cake very good



he is a happy leprechaun



i'm so excited about the party

Name: _____

Subject/Verb Agreement

Instructions: Read the sentences. If the subject and verb are correct, color the shamrock green. If not, rewrite the sentence correctly.

1. Let's plan a surprise for he! 

2. We needs to buy good food. 

3. The party is a secret. 

4. She will runned to the store. 

5. Will she help you set up? 

6. Him is so happy about the party! 

Name: _____

Contractions

Instructions: Cut and paste the contractions to their matching words.

can not

is not

let us

we will

will not

they are

I am

I would

he is

they could

©The *Stay-at-Home* Teacher

can't

they're

I'm

let's

I'd

isn't

won't

they'd

we'll

he's



Name: _____



St. Patrick's Day Writing

Instructions: What is something you are fortunate, or LUCKY, to have?

Handwriting practice area with multiple sets of lines: a solid top line, a dashed middle line, and a solid bottom line.

