

Name: _____

Long Vowel Words ABC Order

Instructions: Write the words in ABC Order.

cake

kite

hope

cute

so

mail

see

fake

ear

Mike

tube

by

1

7

2

8

3

9

4

10

5

11

6

12


Name: _____

Final "H" Brothers


Instructions: Fill in the blanks with the correct "H Brother".



pou_____



fi_____



ba_____




pea_____



bu_____



too_____



ben_____



tra_____



spla_____



bea_____



wrea_____



lea_____



bran_____



slo_____

Name: _____

ABC Order

Instructions: Cut and paste the Valentine's Day words in ABC order. Then write the words on the lines.

1

2

3

4

5

6

7

8

9

10

arrow



flower



heart



paper



glue



balloons



cloud



glitter



scissors



cupid



Name: _____


-ai/-ay/a_e

Instructions: Color the hearts by the code.

-ay - red

-ai - purple

a_e - pink



Name: _____


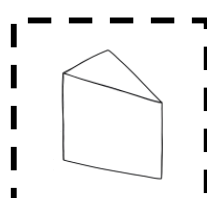






Long "e" Patterns

Instructions: Cut and sort the long "e" pictures.

ee

ea

©The Stay-at-Home Teacher



Name: _____

Sight Word Spinner


Instructions: Spin a clip on the spinner. Write the word in the correct column. Spin until one column is full.

live	many	out	place

How many times did you write each word?

live _____
place _____

out _____
many _____



Name: _____

Sight Words Story

Instructions: Use as many Sight Words from the list as you can to write a silly story!

live
no
her

many
of
our

out
eat
some

place
to
two

Handwriting practice lines consisting of solid top and bottom lines with a dashed midline for letter height guidance. There are ten sets of these lines provided for writing a story.

Name: _____

Sight Words Coloring

Instructions: Color by the code.

Pink - no red - of purple - eat black - who



Name: _____

Sight Word Sentences

Instructions: Write a sentence for each Sight Word.
Then illustrate your sentences.

her

our

some

two

Name: _____

Scrambled Sight Words

Instructions: Unscramble the letters and write the correct Sight Word.

rhe

ot

lpaec

eliv

fo

on

wot

smoe

rou

tou

myan

eta

WORD BANK

live
no
her

many
of
our

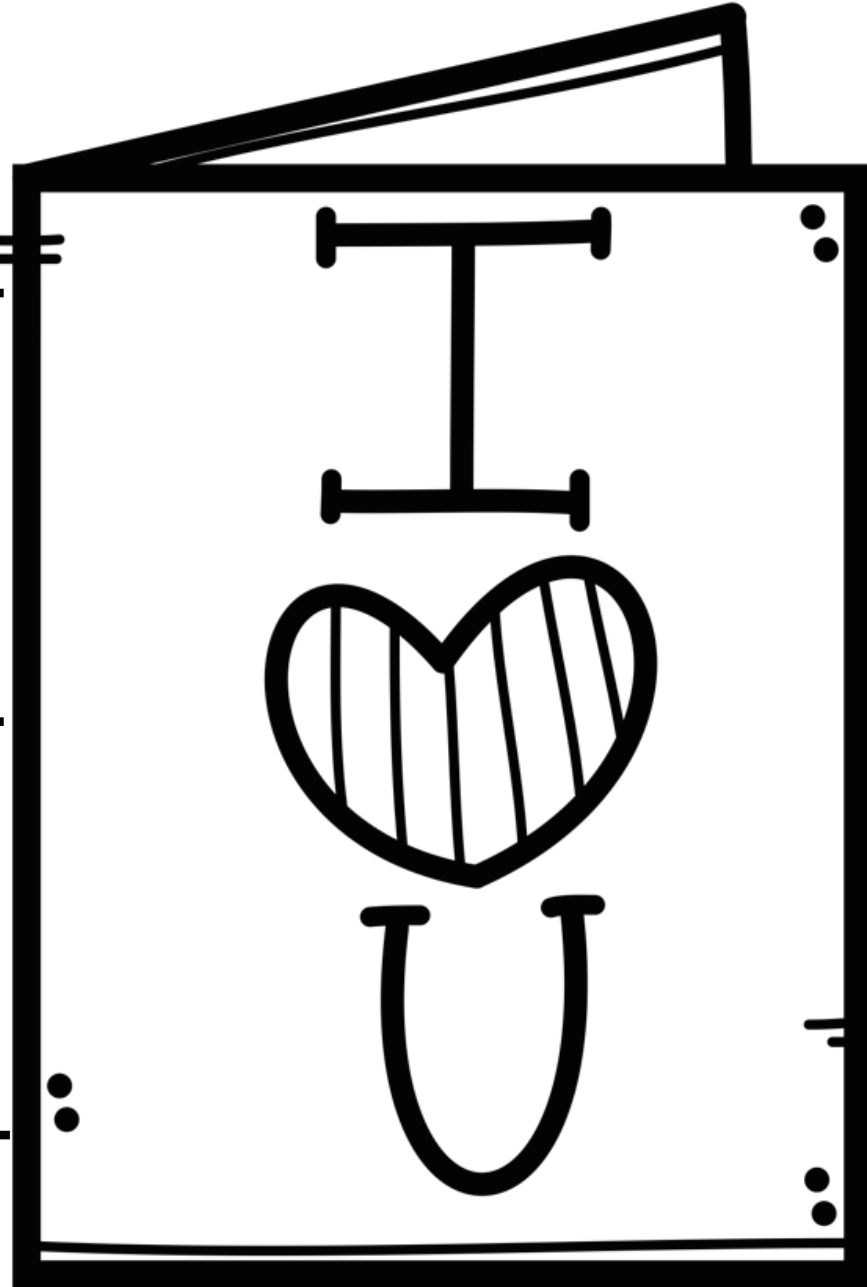
out
eat
some

place
to
two

Name: _____

Adjectives

Instructions: Decorate the cover of the Valentine's Day card. Then, write adjectives that describe it.



Name: _____

Verb Tenses

Instructions: Color the verbs by the code.

Past - pink present - red future - purple

will
skip

will
stop

clapped

ran

runs

taps

hopes

will
hop

jumped

will
mop

dug


sips

sits

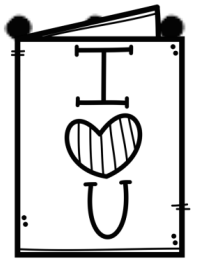
will
trip

traps

cried




Name: _____



Punctuation Practice

Instructions: Write the correct punctuation mark in the construction paper.

1. I can't wait to pass out candy



2. Will we get to see our friends



3. I hope I get a toy



4. Help me, I'm stuck



5. Do you like my new hat



6. Sam is a nice friend



7. I'm sorry you got hurt



8. Where did my cat go



9. Why is she so sad



10. Thank you for helping me



Name: _____

Sentence Corrections

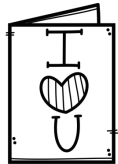
Instructions: Write the sentences with correct capitalization and punctuation.



the scissors help me cut



the heart is red



is that card for me



he is very happy



can I use the glitter

Name: _____

Valentine's Day Writing

Instructions: Write about someone who is special to you.

Handwriting practice area consisting of 10 sets of horizontal lines. Each set includes a solid top line, a dashed midline, and a solid bottom line.

