


















Name: \_\_\_\_\_

## "R" Blends

Instructions: Look at the pictures. Cut and paste the correct R blends in the boxes.



©The Stay-at-Home Teacher

gr

tr

dr

gr

dr

br

fr

dr

fr

br

tr

br

tr


gr

fr

Name: \_\_\_\_\_

## “S” Blends Pictures

Instructions: Use the coloring code to help you color the pictures.



sp - blue

st - purple

sw - gray

Pick 2 pictures. Write a sentence with each one.

---

---

---

---

Name: \_\_\_\_\_

## ABC Order

Instructions: Cut and paste the winter words in ABC order. Then write the words on the lines.

1  \_\_\_\_\_  
\_\_\_\_\_

2  \_\_\_\_\_  
\_\_\_\_\_

3  \_\_\_\_\_  
\_\_\_\_\_

4  \_\_\_\_\_  
\_\_\_\_\_

5  \_\_\_\_\_  
\_\_\_\_\_

6  \_\_\_\_\_  
\_\_\_\_\_

7  \_\_\_\_\_  
\_\_\_\_\_

8  \_\_\_\_\_  
\_\_\_\_\_

9  \_\_\_\_\_  
\_\_\_\_\_

10  \_\_\_\_\_  
\_\_\_\_\_


flake



cocoa



ice



penguin



igloo



cabin



snowman



shovel



polar bear



hat



Name: \_\_\_\_\_

## "H" Brothers

Instructions: Fill in the blanks with the correct "H Brother".



\_\_\_ick



\_\_\_ell



\_\_\_eep



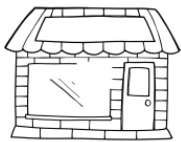
\_\_\_oto



\_\_\_ree




\_\_\_ip



\_\_\_op



\_\_\_ale



\_\_\_eel



\_\_\_ip



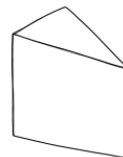
\_\_\_in



\_\_\_umb



\_\_\_one



\_\_\_eese

Name: \_\_\_\_\_


## "Sneaky E"


Instructions: Add an "e" to the end of each word. Then, color the snowflakes using the code.

Real - blue

Nonsense - purple

1. can \_\_\_\_\_ 

10. fin \_\_\_\_\_ 

2. pot \_\_\_\_\_ 

11. sap \_\_\_\_\_ 

3. men \_\_\_\_\_ 

12. rod \_\_\_\_\_ 

4. tap \_\_\_\_\_ 

13. ten \_\_\_\_\_ 

5. tim \_\_\_\_\_ 


14. cap \_\_\_\_\_ 

6. den \_\_\_\_\_ 


15. cut \_\_\_\_\_ 

7. cop \_\_\_\_\_ 

16. Pam \_\_\_\_\_ 

8. cub \_\_\_\_\_ 

17. leg \_\_\_\_\_ 

9. kit \_\_\_\_\_ 

18. top \_\_\_\_\_ 

Name: \_\_\_\_\_

## Sight Word Spinner

Instructions: Spin a clip on the spinner. Write the word in the correct column. Spin until one column is full.

call	funny	how	more

How many times did you write each word?

call \_\_\_\_\_  
funny \_\_\_\_\_

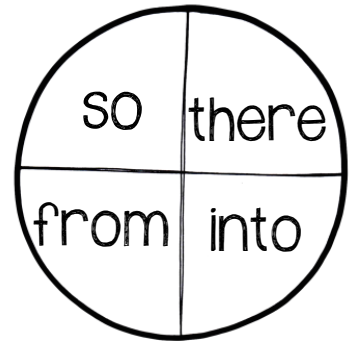
how \_\_\_\_\_  
more \_\_\_\_\_



Name: \_\_\_\_\_

## Sentence Spinners

**Instructions:** Use a paperclip to spin for a word. Write the word you land on in the box. Then, write a sentence using it. (You may use words more than once!)



--

\_\_\_\_\_

\_\_\_\_\_

\_\_\_\_\_

--

\_\_\_\_\_

\_\_\_\_\_

\_\_\_\_\_

--

\_\_\_\_\_

\_\_\_\_\_

\_\_\_\_\_

--

\_\_\_\_\_

\_\_\_\_\_

\_\_\_\_\_

--

\_\_\_\_\_

\_\_\_\_\_

\_\_\_\_\_

--

\_\_\_\_\_

\_\_\_\_\_

\_\_\_\_\_

--

\_\_\_\_\_

\_\_\_\_\_

\_\_\_\_\_

--

\_\_\_\_\_

\_\_\_\_\_

\_\_\_\_\_

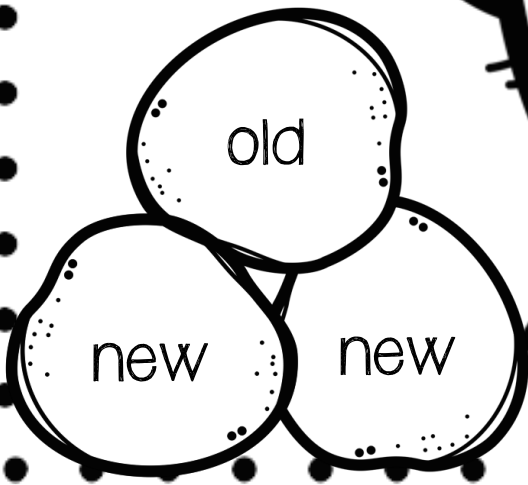
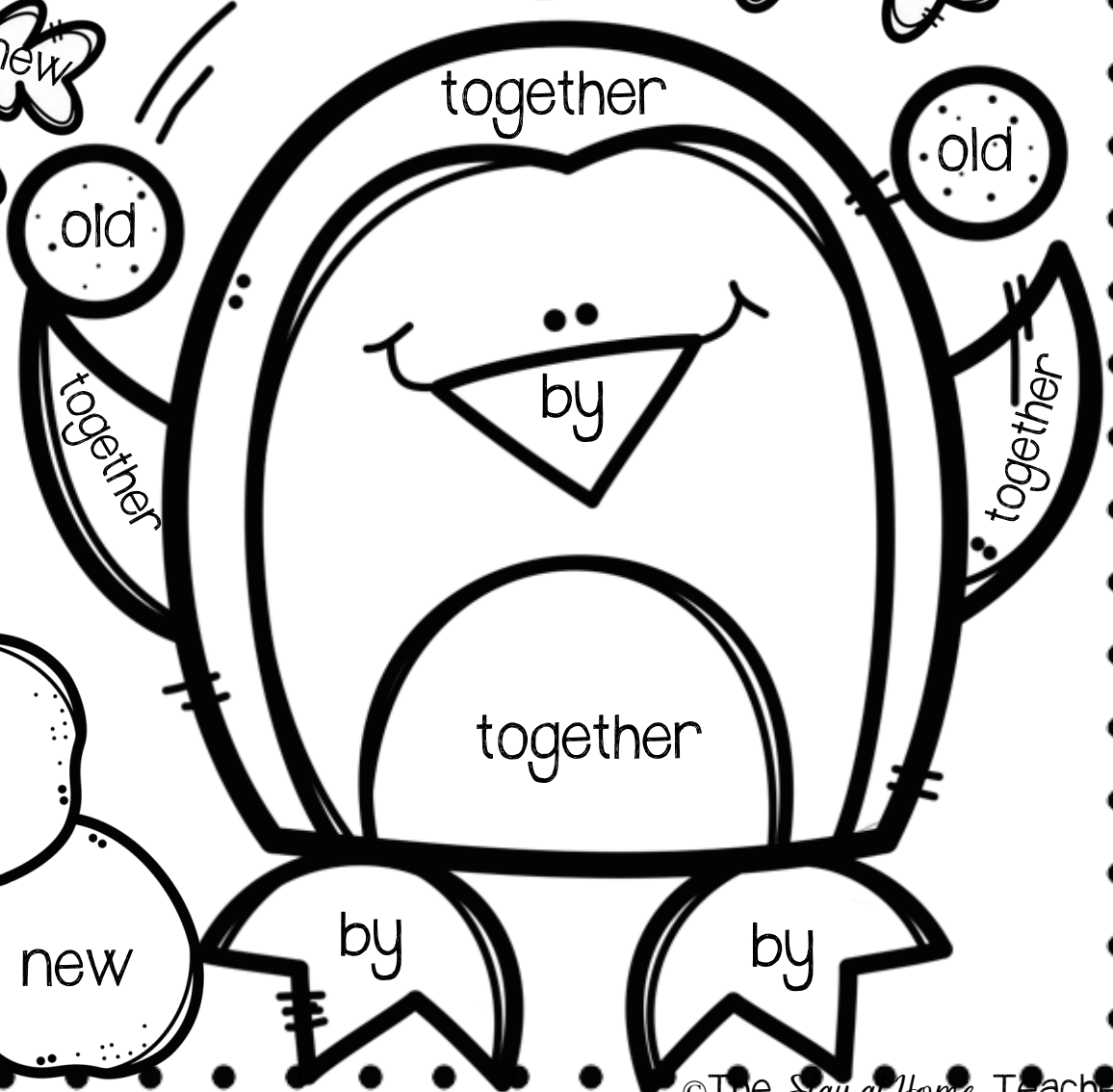



Name: \_\_\_\_\_

# Sight Words

Instructions: Color by the code.

Dark blue - new  
Yellow - by

light blue - old  
black - together





Name: \_\_\_\_\_

## Scrambled Sight Words

Instructions: Unscramble the letters and write the correct Sight Word.

orme

lacl

ofrm

enw

yb

woh

yfnun

dnoe

lod

os

htere

tino

### WORD BANK

call

funny

how

more

so

there

from

into

new

old

done

by

Name: \_\_\_\_\_

## Sight Words ABC Order

Instructions: Write the Sight Words in ABC Order.

call

funny

how

more

so

there

from

into

new

old

together

by

1

7

2

8

3

9

4

10

5

11

6

12

Name: \_\_\_\_\_

## New Vocabulary

Instructions: Listen to your teacher read a story. Use 4 new words from the story to complete the page.

#1

Definition \_\_\_\_\_  
\_\_\_\_\_

New Sentence \_\_\_\_\_  
\_\_\_\_\_

#2

Definition \_\_\_\_\_  
\_\_\_\_\_

New Sentence \_\_\_\_\_  
\_\_\_\_\_

#3

Definition \_\_\_\_\_  
\_\_\_\_\_

New Sentence \_\_\_\_\_  
\_\_\_\_\_

#4

Definition \_\_\_\_\_  
\_\_\_\_\_

New Sentence \_\_\_\_\_  
\_\_\_\_\_


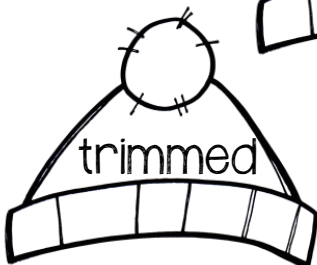








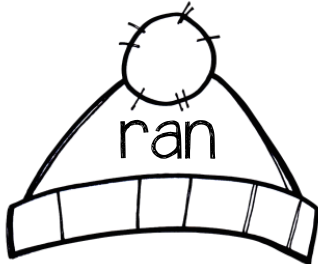
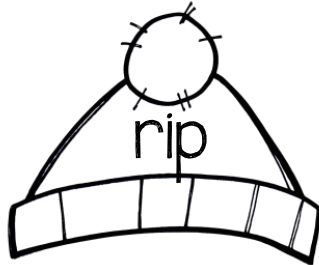

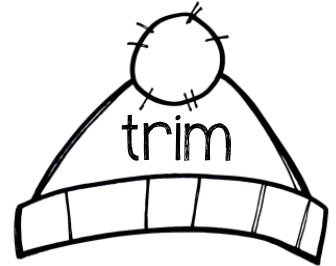



Name: \_\_\_\_\_

## Past & Present Verbs

Instructions: Read the verbs. Color by the code.

Gray - Present Tense


Blue - Past Tense





Name: \_\_\_\_\_

## Capitalization & Nouns


Instructions: Read each noun. If it needs a capital letter, rewrite it. If it does not, color the mug.

 shop \_\_\_\_\_

 nike \_\_\_\_\_

 tom \_\_\_\_\_


 cat \_\_\_\_\_

 cap \_\_\_\_\_


 jen \_\_\_\_\_

 teacher \_\_\_\_\_


 map \_\_\_\_\_


 sam \_\_\_\_\_

 tag \_\_\_\_\_


 target \_\_\_\_\_


 leg \_\_\_\_\_

 dog \_\_\_\_\_

 cape \_\_\_\_\_

 kroger \_\_\_\_\_

 pam \_\_\_\_\_

 pete \_\_\_\_\_

 bob \_\_\_\_\_

Name: \_\_\_\_\_

## Punctuation Practice

Instructions: Add the correct punctuation marks. Then, cut and sort the sentences.

Asking Sentences	Telling Sentences
	<p>©The <i>Stay-at-Home</i> Teacher</p>

Where will you go

I like to play

Is that mine

What is your name

I want to go there

That is my dog

What did she do

I can help him

I can jump

When will we eat

Name: \_\_\_\_\_

# Winter Writing

Instructions: What is your favorite winter activity?

Handwriting practice area with multiple sets of lines (top solid, middle dashed, bottom solid).



©The Stay-at-Home Teacher

