












Name: _____

Real & Nonsense Words

Instructions: Read the words and color by the code.

Real - red

Nonsense - green






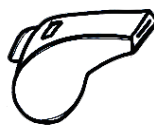







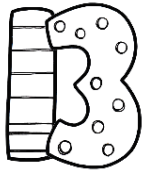



Count and write how many words there are of each:

Real = _____ Nonsense = _____

Name: _____

"H" Brothers

Instructions: Look at the pictures. Cut and paste the correct "H" Brother in the boxes.



©The Stay-at-Home Teacher

sh

ch

wh

ph

th

wh

ch

sh

ph

th

wh

ch

sh

ph

th

Name: _____

ABC Order

Instructions: Cut and paste the Christmas words in ABC order. Then write the words on the lines.

1 _____

2 _____

3 _____

4 _____

5 _____

6 _____

7 _____


8 _____


9 _____


10 _____


candy cane 


ornament 


bow 

elf 

gift 

tree 

penguin 

mouse 

snowflake 

snowman 


Name: _____

Beginning Blends

Instructions: Fill in the blanks with the correct Beginning Blend.



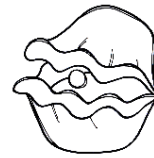
____ed



____ame



____ove



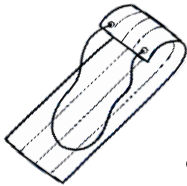
____am



____iff



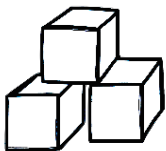
____ue



____ed



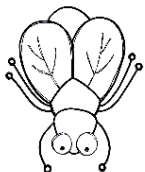
____end



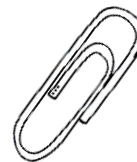
____ocks



____um



____y



____ip



____ant


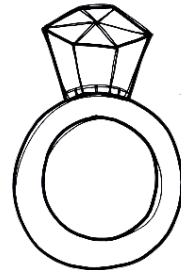
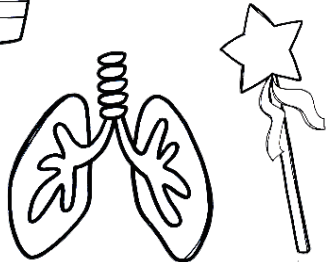



____oss

Name: _____

Final Blends Pictures

Instructions: Use the coloring code to help you color the pictures.



nk - red nd - green ng - yellow

Pick 2 pictures. Write a sentence about each one.

Name: _____

Sight Word Spinner


Instructions: Spin a clip on the spinner. Write the word in the correct column. Spin until one column is full.

want	away	why	way

How many times did you write each word?

want -----
away -----

why -----
way -----



Name: _____

Sight Words ABC Order

Instructions: Write the Sight Words in ABC Order.

way

away

why

want

again

one

then

make

three

all

under

put

1

7

2

8

3

9

4

10

5

11

6

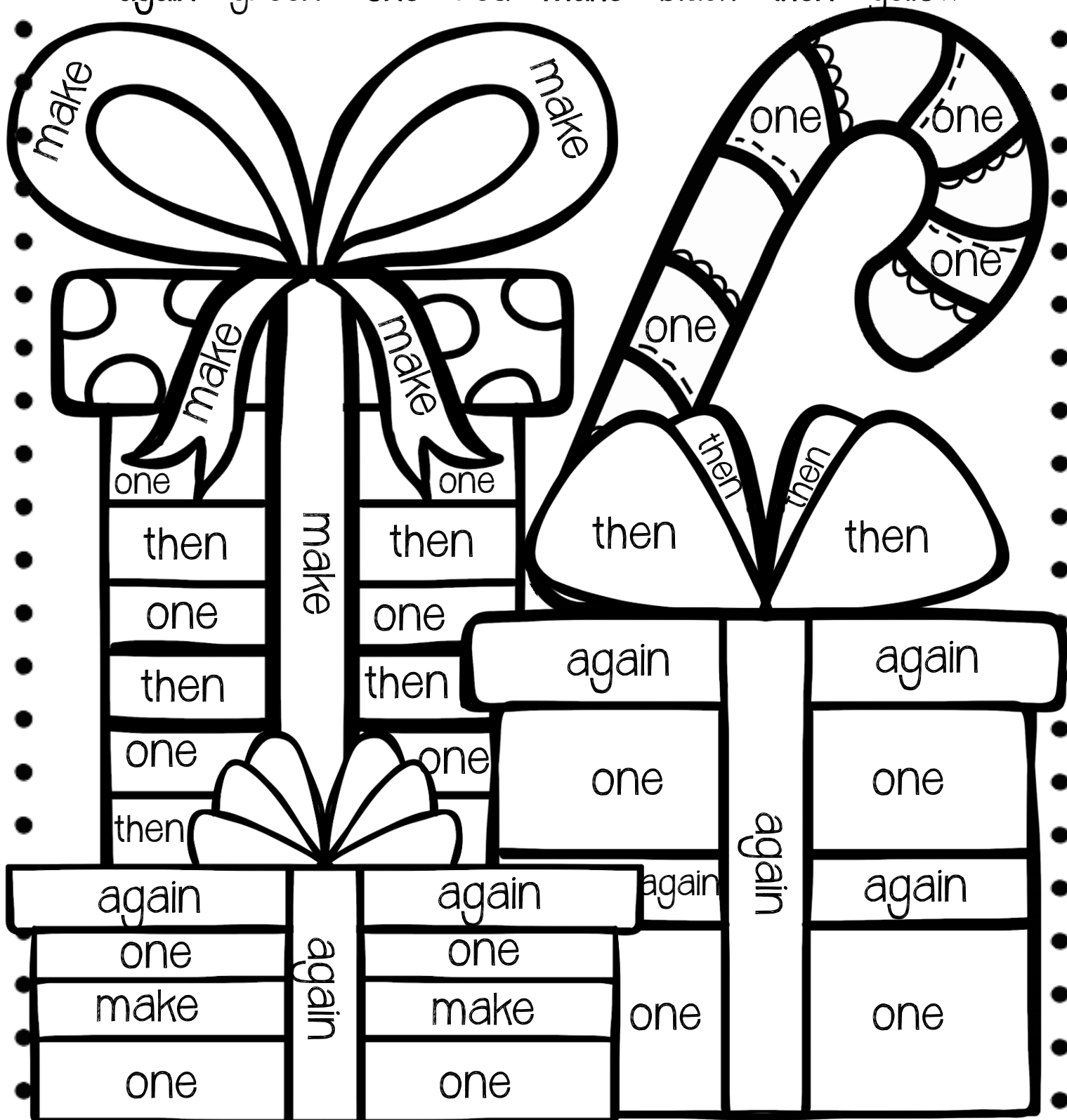
12

Name: _____

Sight Words Coloring

Instructions: Color by the code.

again - green one - red make - black then - yellow



Name: _____

Sight Word Sentences

Instructions: Write a sentence for each Sight Word. Then illustrate your sentences.

three

all

under

put

Name: _____

Sight Words Fill-Ins

Instructions: Choose words from the word bank to fill in the blanks.

way

away

why

want

again

one

then

make

three

all

under

put

1. Please _____ your toy away.
2. The gifts are _____ the tree.
3. Are we going the right _____?
4. There are _____ new toys.
5. Let's _____ a snowman!
6. We will come over _____.
7. Can I have _____ more bite?
8. I want _____ of the candy!
9. I _____ to play outside.
10. Don't let that happen _____.
11. _____ are you cold?
12. Put your coat _____.

Name: _____

Making Inferences

Instructions: Listen to your teacher read a story. Write inferences you make and the clues that helped you.

Inference #1

CLUES

Inference #2

CLUES

Inference #3

CLUES

Name: _____

Capitalization & Punctuation Practice

Instructions: Write the sentences with correct capitalization and punctuation.



the tree is so pretty



we left santa milk and cookies



pam ate a big candy cane



pete is a nice elf



this gift is for my friend steve



Name: _____



Christmas Time

Instructions: Why is Christmas time special to you?

Handwriting practice area consisting of multiple sets of horizontal lines. Each set includes a solid top line, a dashed middle line, and a solid bottom line, providing a guide for letter height and placement.



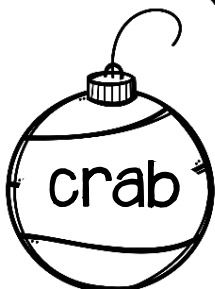






Name: _____

Singular and Plural Nouns

Instructions: Color the ornaments by the code.

singular - red

plural - green



Name: _____

Common and Proper Nouns

Instructions: Cut and sort the nouns.

Common Nouns	Proper Nouns

©The Stay-at-Home Teacher

McDonald's

boy

Mrs. Jones

sister

Bob

Kim

teacher

toy

house

WalMart