

Name: _____

Real & Nonsense Words

Instructions: Read the words and color by the code.

Real - orange

Nonsense - yellow



sand

pot

fem

pand

test

lind

pond

hit

hen

land

blab

tald

stop

las

rin

tent

slin

slip

tem

tap

rest

tap

grip

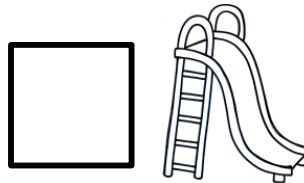
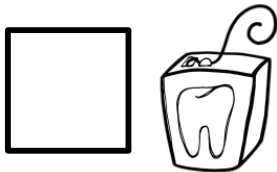


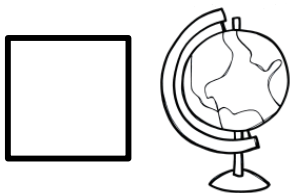

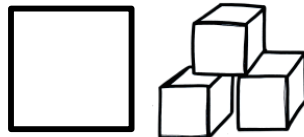
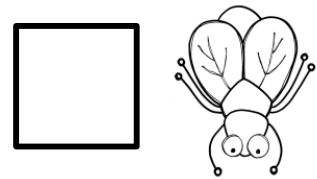
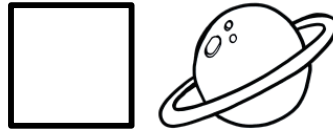
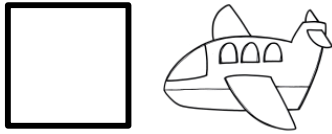



Count and write how many words there are of each:

Real = _____ Nonsense = _____

Name: _____

"I" Blends

Instructions: Look at the pictures. Cut and paste the correct "I" blend in the boxes.



©The Stay-at-Home Teacher

bl fl cl pl sl fl pl cl
gl cl fl bl sl bl sl

Name: _____

ABC Order

Instructions: Cut and paste the Fall words in ABC order. Then write the words on the lines.

1

2

3

4

5

6

7

8

9

10

pumpkin 

acorn 

sack 

crow 

scarecrow 

pile 

wheat 

hay 


cider 

branch 

Name: _____

Final Blends

Instructions: Fill in the blanks with the correct Final Blend.




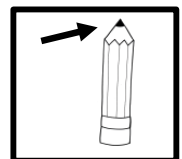
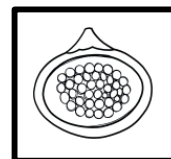

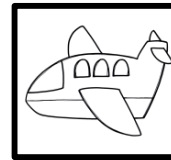

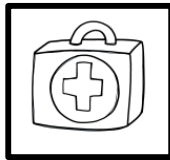

Name: _____

“i” and “e” Families

Instructions: Cut and paste the pictures with the correct “i” blend.

en	ig	et	it	ip

©The Stay-at-Home Teacher



Name: _____

Sight Word Spinner

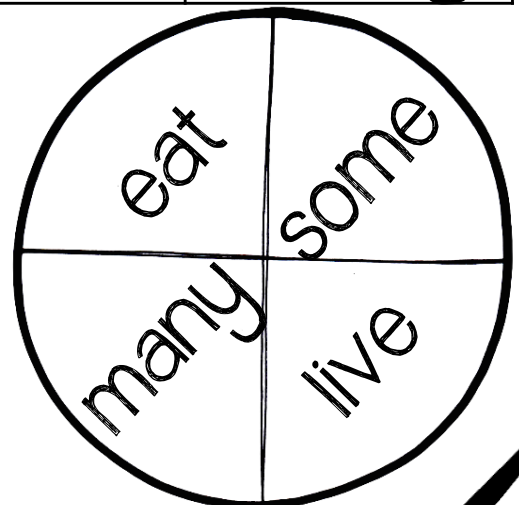
Instructions: Spin a clip on the spinner. Write the word in the correct column. Spin until one column is full.

eat	some	live	many

How many times did you write each word?

eat _____
live _____

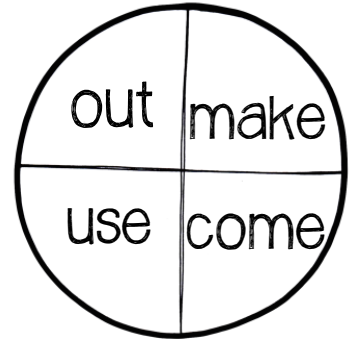
some _____
many _____



Name: _____

Sentence Spinners

Instructions: Use a paperclip to spin for a word. Write the word you land on in the box. Then, write a sentence using it. (You may use words more than once!)

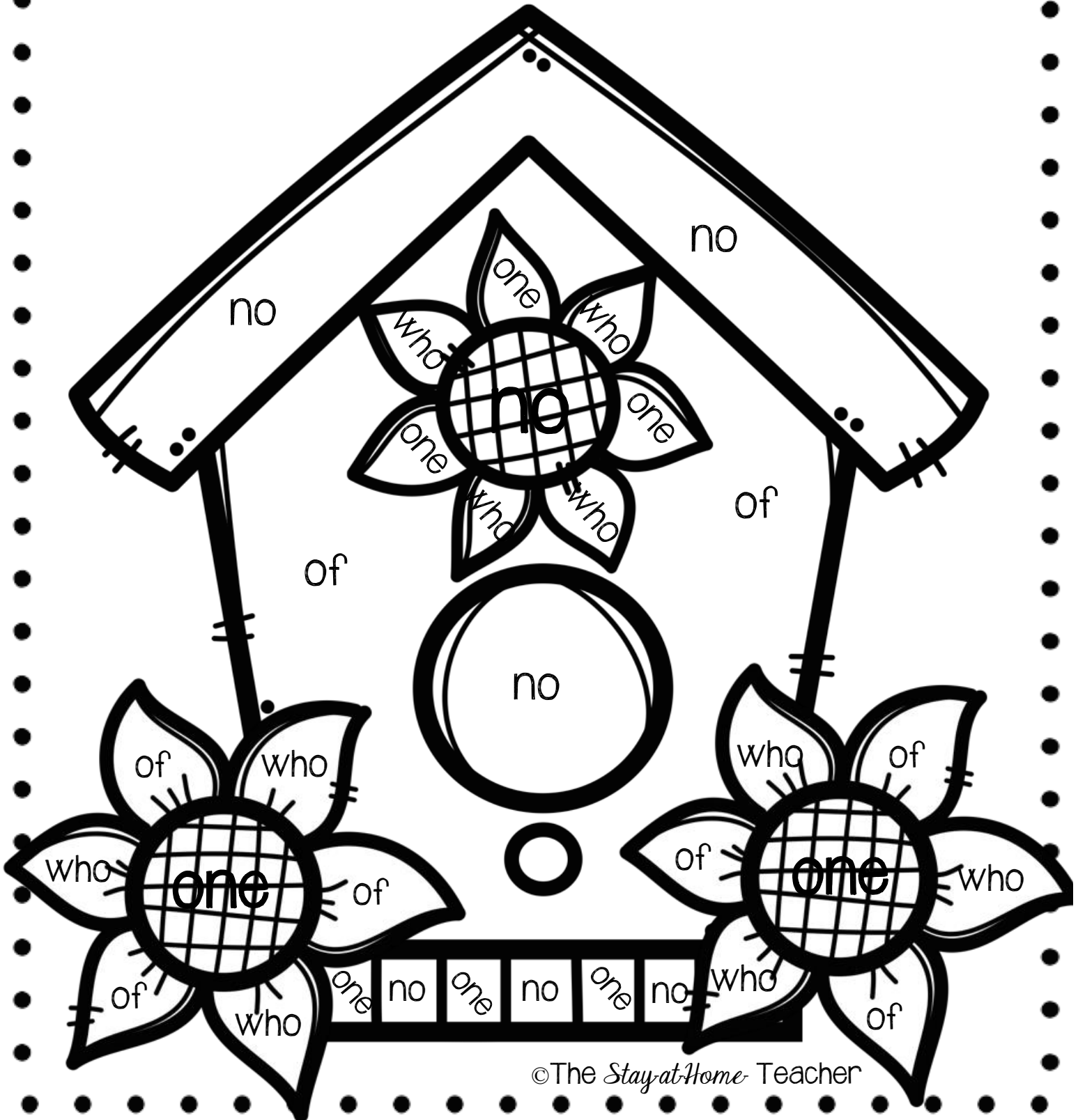


Name: _____

Sight Words Coloring

Instructions: Color by the code.

no - brown of - red who - orange one - yellow



Name: _____

Scrambled Sight Words

Instructions: Unscramble the letters and write the correct Sight Word.

ujpm _____

revo _____

ti _____

ried _____

eb _____

wodn _____

meco _____

lupl _____

leph _____

ryev _____

tno _____

sue _____

WORD BANK

jump
down
ride

help
it
pull

be
end
use

over
very
come

Name: _____

Sight Words Fill-Ins

Instructions: Choose words from the word bank to fill in the blanks.

jump
it
over

ride
down
now

too
very
help


good
run
be

1. I ran fast _____ the hill!
2. I jumped _____ the box.
3. She is _____ at Math.
4. Can we go there right _____?
5. Will you _____ me?
6. _____ is hot outside.
7. It is _____ hot to eat.
8. I will _____ fast to the park!
9. That is a _____ cute dog!
10. I will try to _____ my bike.
11. _____ nice to your friends.
12. He can _____ so high!


Name: _____

Sequence of Events


Instructions: Listen as your teacher reads a story. Then, illustrate and record 4 events in the order they happened.




First,



Next,



Then,



Last,

Name: _____

Story Elements

Instructions: Fill in the boxes with information from your book.

Characters

Setting

Problem


Solution

Name: _____

Favorite Thanksgiving Food

Instructions: Write about your favorite food to eat during Thanksgiving!

Handwriting practice lines consisting of solid top and bottom lines with a dashed midline. There are five sets of these lines provided for writing.





Name: _____


Asking Questions

Instructions: Write 3 questions about the story you read. Then, have a friend answer them.



#1



#2



#3



Name: _____

Noun Sentences

Instructions: Read the sentences. Circle the nouns.



The dog is brown.



This pot is very hot!



Is that the red rag?



The web is so big!



The tub is really full.



Where is the white van?



He is a cute cub!



Be safe with the pin!