


Name: _____

Date: _____

The Special Eggs

Read the passage 3 times and fill in a shape each time.

Max and Ruby are painting Easter eggs at home. They dip the eggs into different colors. After the eggs dry they add glue. Max rolls them in sparkles. Ruby places the special eggs in Easter baskets. Incredible!



Make a Connection

Draw a picture to show your connection to the story.



Answer the Question

Read the questions and check off the correct answers.

1. They dip the eggs into _____.
 baskets cartons colors
2. Max rolls the eggs into _____.
 sparkles glue grass

Order the Events

Draw or write 3 events from the story in order.

1

2

3

Name: _____

Date: _____

Recycled Treasure

Read the passage 3 times and fill in a shape each time.

Amy wants to create something from things in her recycle bin.

She grabs two boxes, cans, bottle caps, and more. Amy uses her scissors, stapler, and elastic bands. She creates a recycled robot. What a treasure!



Illustrate the Story

Draw a picture to show the meaning of the story.



Complete the Activity

Highlight 4 short 'a' words and write them below.

1. _____

3. _____

2. _____

4. _____

Answer the Questions

Read the questions and answer them using complete sentences.

1. What did Amy grab from her recycle bin?

2. What did Amy create?

Name: _____

Date: _____

How I Help the Earth

Read the passage 3 times and fill in a shape each time.

I do my part for the Earth. I recycle and reuse juice boxes, paper, and boxes. I turn off lights to save energy. I take quick showers to save water. I plant food in my garden. Everyday is Earth Day to me!



Make a Connection

Draw a picture to show your connection to the story.



Answer the Question

Read the questions and check off the correct answers.

1. I turn off _____ to save energy.
 taps lights machines
2. I take quick _____ to save water.
 baths naps showers

Order the Events

Draw or write 3 events from the story in order.

1

2

3


Name: _____

Date: _____

What plants Need

Read the passage 3 times and fill in a shape each time.

Plants need important things to grow. They need water from rain or a tap. Plants need sunlight and warmth. They need oxygen and fresh air. Plants need healthy soil to stand in. But most of all, plants need love!



Illustrate the story

Draw a picture to show the meaning of the story.



Complete the Activity

Highlight 4 things plants need and write them below.

1. _____

2. _____

3. _____

4. _____

Answer the Questions

Read the questions and answer them using complete sentences.

1. Where does the water for plants come from?

2. Why do you think plants need love?

Name: _____

Date: _____

Frog Life Cycle

Read the passage 3 times and fill in a shape each time.

Frogs start their lives as eggs.

Frog eggs hatch into tadpoles.

Tadpoles swim and eat as they

grow. Tadpoles slowly change

into frogs. Frogs lose their tails,

grow legs, and can breathe air.

This is called metamorphosis.



Make a Connection

Draw a picture to show your connection to the story.



Answer the Question

Read the questions and check off the correct answers.

1. Frogs start their lives as _____.
 eggs tadpoles insects
2. Frogs lose their _____ and grow legs.
 skin tails lungs

Order the Events

Draw or write 3 events from the story in order.

1

2

3

Name: _____

Date: _____

Bugs Are Important

Read the passage 3 times and fill in a shape each time.

Bugs help in many ways. Bugs pollenate and help fruit, flowers, and vegetables grow. Bugs eat other bugs that are bad for the garden. Bugs make things such as honey and silk. Bugs also feed many animals.



Illustrate the Story

Draw a picture to show the meaning of the story.



Complete the Activity

Highlight 4 verbs about bugs and write them below.

1. _____	3. _____
2. _____	4. _____

Answer the Questions

Read the questions and answer them using complete sentences.

1. How do bugs help plants grow?
2. What are two things that bugs make?

Name: _____

Date: _____

Friends

Read the passage 3 times and fill in a shape each time.

Margot likes to go to school to see her friends. She likes to draw pictures and read books with them. She likes play games outside with them. Margot knows that being a good friend means being kind and helpful.



Make a Connection

Draw a picture to show your connection to the story.



Answer the Question

Read the questions and check off the correct answers.

1. Margot likes to draw _____.
 houses pictures flowers
2. Being a friend means being _____.
 kind silly fun

Order the Events

Draw or write 3 events from the story in order.

1

2

3

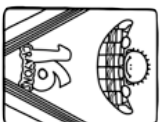
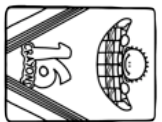

Name: _____

Date: _____

School Supplies

Read the passage 3 times and fill in a shape each time.

School supplies are the tools we need at school. We use pencils and erasers to help us write. We use crayons and markers for coloring. We use different types of paper and notebooks. We keep our supplies in our desks.



Illustrate the Story

Draw a picture to show the meaning of the story.



Complete the Activity

Highlight 4 plural words and write them below.

1. _____

3. _____

2. _____

4. _____

Answer the Questions

Read the questions and answer them using complete sentences.

1. What do we need to help us write?

2. Where do we keep our supplies?

Name:

Date:

Getting Ready

Read the passage 3 times and fill in a shape each time.

In the morning, Bonny makes her bed and puts on her clothes. She eats breakfast and brushes her teeth. She gets her coat and shoes on. She grabs her backpack and waits for the bus. Bonny is ready for school!



Make a Connection

Draw a picture to show your connection to the story.



Answer the Question

Read the questions and check off the correct answers.

1. Bonny puts on her clothes hat pajamas
2. Bonny waits for her sister the bus a friend

Order the Events

Draw or write 3 events from the story in order.

1

2

3

Name: _____

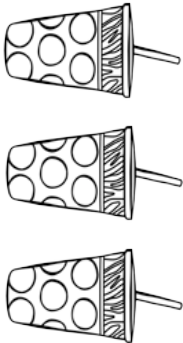
Date: _____

Teachers

Read the passage 3 times and fill in a shape each time.

Teachers are important. They help us grow and learn new things. They share and give a lot of their time. They make us laugh and try new things. They challenge us to do our best.

Teachers care about us.



Illustrate the story

Draw a picture to show the meaning of the story.



Complete the Activity

Highlight 4 verbs and write them below.

1. _____

3. _____

2. _____

4. _____

Answer the Questions

Read the questions and answer them using complete sentences.

1. What are two things teachers do?


2. Why do teachers challenge us?


Name:


Date:


Listen & Color #3 - Frog Life Cycle


Read and listen to each step below. Color the picture and complete the tasks as described.




 Color the frogspawn yellow.

 Color the tadpole brown.

 Color the froglet green.

 Color the frog and his lily pad green.

 Draw and color 4 flies flying around.

 Draw and color the big frog catching a fly with its tongue.

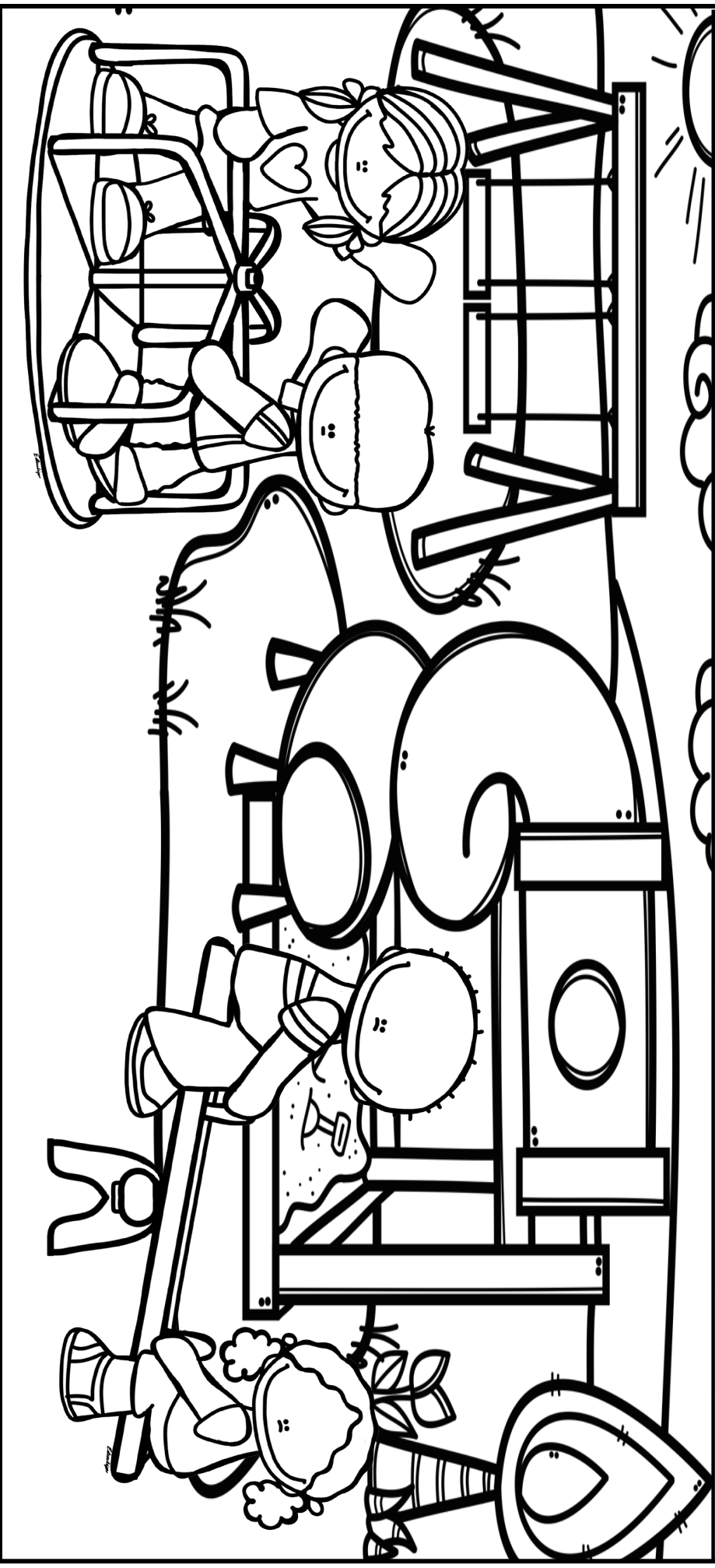
 Color the frog habitat with 3 colors.

Name:

Date:

Listen & Color #5 - Playing with Friends

Read and listen to each step below. Color the picture and complete the tasks as described.



- Color the slide yellow and playground red.
- Draw and color someone on the swing.
- Color the swing set brown.
- Color the boy on the see saw.

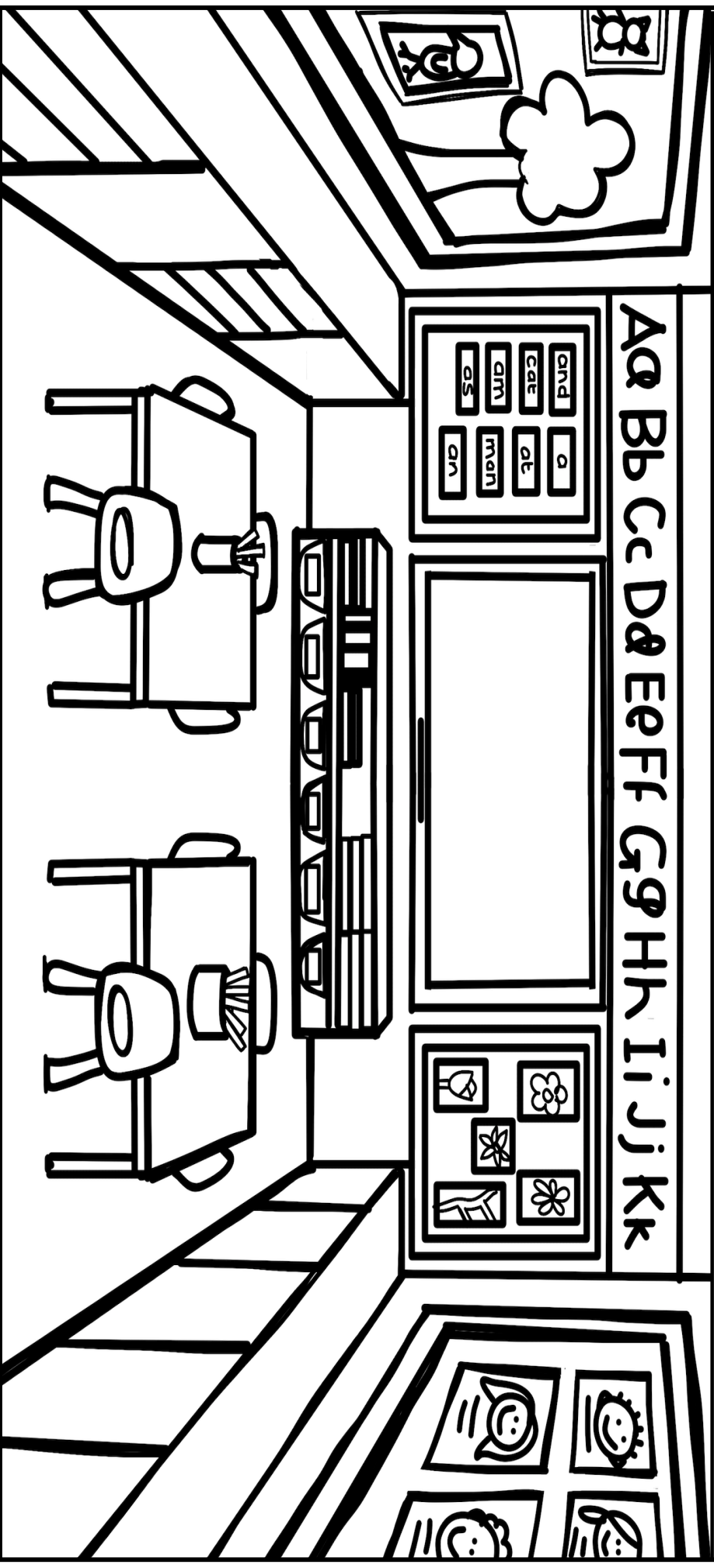
- Color the girl on the merry go round.
- Color the merry go round orange.
- Color the sky blue and sun yellow.
- Draw and color a blue ball on the grass.

Name: _____

Date: _____

Listen & Color #1 - The Classroom


Read and listen to the each step below. Color the picture and complete the tasks as described.



Aa Bb Cc Dd Ee Ff Gg Hh Ii Jj Kk

and a
cat
dog

a
at
an



- Write "Welcome" on the front board.
- Color the carpet yellow.
- Read and color the sight words on the wall.
- Color the books on the front shelf.


- Color the tables red and the chairs blue.
- Color the pictures of the flowers.
- Sing the alphabet and color it on the wall.
- Add some apples and color the tree.









Name:

Date:

Follow Directions & Draw #2 - Rainbow Fun

Read and listen to each task below. Draw and follow each direction given.




-  Draw 2 more arcs under the rainbow.
-  Draw a bird flying over the rainbow.
-  Draw 4 more flowers on the ground.
-  Draw yourself standing under the rainbow.
-  Draw a butterfly under the sun.
-  Draw a tree under the rain cloud.
-  Draw a smiley face on the sun.
-  Color your picture with 5 or more colors!





Name:





Date:

Follow Directions & Draw #3 - Planting a Garden

Read and listen to each task below. Draw and follow each direction given.



-  Draw 3 rows of dirt on the ground.
-  Draw yourself planting seeds in the dirt.
-  Draw a watering can next to the garden.
-  Draw a rainbow in the sky.


-  Draw a worm crawling by.
-  Draw a wheelbarrow holding dirt.
-  Draw rain coming down from a cloud.
-  Color your picture with 5 or more colors!

Name:

Date:

Follow Directions & Draw #2 - The Book Nook

Read and listen to each task below. Draw and follow each direction given.



♡ Draw yourself sitting on a bean bag chair reading a book.

♡ Draw a friend sitting on the other chair.

♡ Write 'BOOK NOOK' on the framed board.

♡ Draw a basket of books on the rug.

♡ Make a poster for the left wall that says "Read Everyday!"

♡ Color your picture with 5 or more colors!

Name:

Date:



Visualize & Draw #6 - A Special Egg

Read, listen to, and visualize the story below. Draw and color a detailed picture of the story.



At home my family and I are decorating Easter eggs. We dip eggs in dye and add decorations. I make a special egg that is yellow and blue. I add a ribbon around it, stick on a heart, and sprinkle gold sparkles on top. Perfect!

Name:

Date:



Visualize & Draw #4 - Finding a Rainbow

Read, listen to, and visualize the story below. Draw and color a detailed picture of the story.



Rainbows do not happen everyday. They are special type of weather. We can see a rainbow when it is sunny and raining at the same time. They have seven colors and form an arc in the sky. Rainbows are beautiful and hard to find!

Name:

Date:



Visualize & Draw #7 - STEM Challenge

Read, listen to, and visualize the story below. Draw and color a detailed picture of the story.



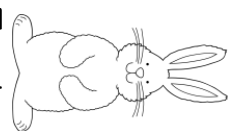
Mike and Jack loves to do STEM challenges. Mike builds a tower with cardboard and paper rolls. Jack builds a slide with a tube and blocks. They work together to plan, build, and complete their STEM challenges.

Name: _____

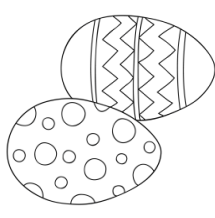
Date: _____

If I was the Easter Bunny

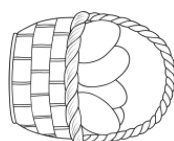
Word List
Use the words and pictures to help create your story.



Easter Bunny




eggs




basket



grass



candy



hide

Color in the checkmark to show you have used this writing convention.

Writing Checklist: I can...



use capitals



use punctuation



use spaces



print neatly



stretch out words



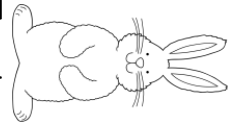
reread it

Name: _____

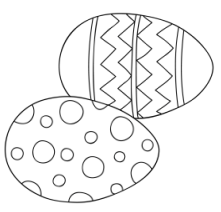
Date: _____

If I was the Easter Bunny

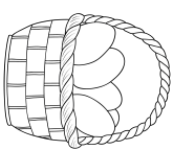
Word List
Use the words and pictures to help create your story.



Easter Bunny



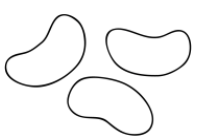
eggs




basket



grass



candy



hide

Color in the checkmark to show you have used this writing convention.

Writing Checklist: I can...



use capitals



use punctuation



use spaces



print neatly



spell words



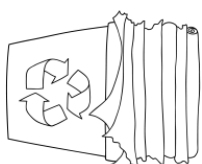
reread it

Name: _____


Date: _____

Word List

Use the words and pictures to help create your story.



paper



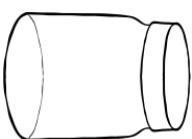
bottles & cans



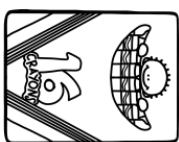
box



books



jar




crayons

I can recycle

Color in the checkmark to show you have used this writing convention.



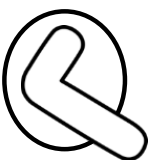
use capitals



use punctuation



use spaces



print neatly



stretch out words



reread it

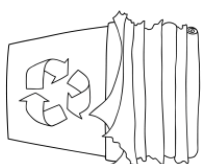
Writing Checklist: I can...

Name: _____


Date: _____

Recycling

Word List
Use the words and pictures to help create your story.



paper



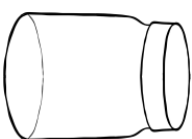
bottles & cans



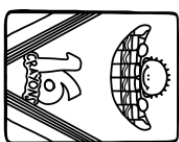
box



books




jar



crayons

Color in the checkmark to show you have used this writing convention.

Writing Checklist: I can...




use capitals



use punctuation



use spaces



print neatly



spell words




reread it

Name: _____

Date: _____

Word List

Use the words and pictures to help create your story.



paper




bottle




box



newspaper



container

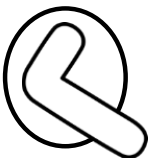


bag


I can reuse

Color in the checkmark to show you have used this writing convention.


Writing Checklist: I can...



use capitals




use punctuation



use spaces



print neatly



stretch out words




reread it

Name: _____

Date: _____

Reusing

Word List
Use the words and pictures to help create your story.



paper




bottle




box



newspaper




container



bag

Color in the checkmark to show you have used this writing convention.

Writing Checklist: I can...



use capitals



use punctuation




use spaces



print neatly



spell words



reread it

Name: _____


Date: _____

Word List


Use the words and pictures to help create your story.



water




sun



insects



love



seeds

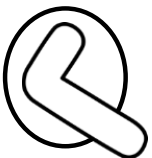


dirt


Plants need _____

Color in the checkmark to show you have used this writing convention.


Writing Checklist: I can...



use capitals



use punctuation



use spaces



print neatly



stretch out words



reread it

Name: _____


Date: _____

What plants Need _____


Word List
Use the words and pictures to help create your story.



water




sun



insects



love



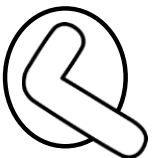
seeds




dirt

Color in the checkmark to show you have used this writing convention.


Writing Checklist: I can...



use capitals



use punctuation



use spaces



print neatly



spell words



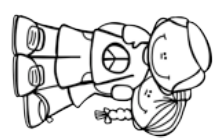
reread it

Name: _____


Date: _____

I am a friend

Word List
Use the words and pictures to help create your story.



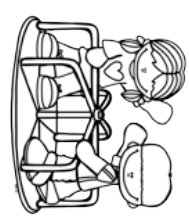
kind



listen




play nicely



play outside



work together



share

Color in the checkmark to show you have used this writing convention.

Writing Checklist: I can...



use capitals



use punctuation



use spaces



print neatly



stretch out words




reread it

Name: _____


Date: _____

Being a Friend

Word List
Use the words and pictures to help create your story.



kind



listen



play nicely



play outside



work together



share

Color in the checkmark to show you have used this writing convention.

Writing Checklist: I can...




use capitals



use punctuation



use spaces



print neatly



spell words




reread it

Name: _____

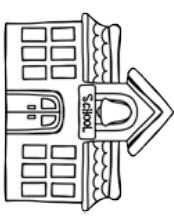
Date: _____

My favorite things

Word List
Use the words and pictures to help create your story.



friends



school



sports



family




hobbies



food

Color in the checkmark to show you have used this writing convention.

Writing Checklist: I can...



use capitals



use punctuation




use spaces



print neatly



stretch out words




reread it

Name: _____

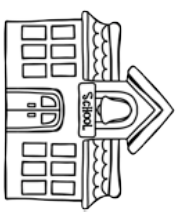
Date: _____

My Favorite Things

Word List
Use the words and pictures to help create your story.



friends



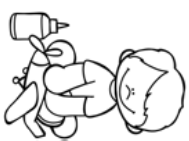
school



sports



family



hobbies



food

Color in the checkmark to show you have used this writing convention.

Writing Checklist: I can...



use capitals




use punctuation




use spaces



print neatly



spell words



reread it

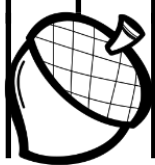
Name: _____

Date: _____


Printing

Trace and print the letters on the lines.

o




h



hose

Rhyming Words

Spell and draw 2 words that rhyme with hose.




1. _____

2. _____

Capitalization

Rewrite the sentences with capital letters for the beginning, the word 'I', and names.



lucy played a trick on danny.

i found 20 easter eggs.



Phonics

Write the initial sound of the spring items.



Name: _____

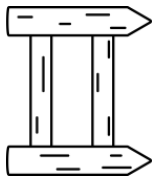
Date: _____

Nouns

Trace the names of the common nouns.




carrot



fence



sprout



tree

Vocabulary

Read, trace, and draw a picture to illustrate the meaning of the word.


Earth

Draw a line to match the pictures to its opposite and trace the words.

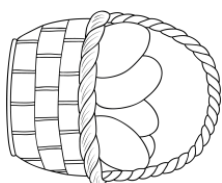

Opposites



wet



soft




full

Punctuation

Read the sentences and circle the correct ending punctuation. Choose either period (.), exclamation mark (!), or question mark (?).

1. What color is your Easter egg . ! ?
2. The clouds covered the sky and it rained . ! ?
3. Everyday is Earth Day . ! ?




Name: _____

Date: _____

Syllables

Circle the correct number of syllables for each picture.



chocolate

1 2 3




tulip

1 2 3



Earth

1 2 3



lightbulb

1 2 3

Blends

Write the correct initial blend at the beginning of each word. Choose from FL, FR, SN, TR blends.



__og



__ag



__ee



__ail

__ower

Vowels

Fill in the correct vowels in each word. The vowels are a, e, i, o, u.



-gg



b-sk~~et~~



p-ddle



b-my

Sentences

Complete the sentences with words that make sense. Remember to use ending punctuation.

1. For Easter, I _____

2. We clean up the _____

Name: _____


Date: _____

Sight Words

Read, trace, and spell sight words.



number number



could

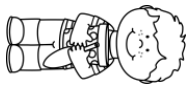
could

my

my

Prepositions

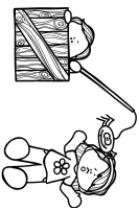
Copy the correct preposition from the word bank in the blank spaces beside each picture.



The boy is holding a pot _____ of his body.



The Easter bunny is sitting _____ the grass.



The boy is hiding _____ the box.

Word Bank: behind, on, in front

Phonics


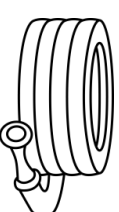
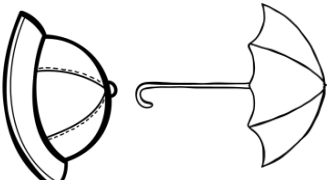
Circle the correct ending sound.



a c n f l a a g o t e r

Verbs

Color things that cover.

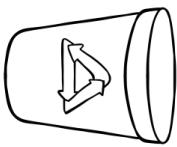



Name: _____

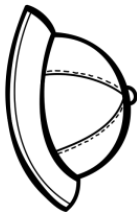
Date: _____


Spelling

Say each picture, sound it out, and spell the CVC.





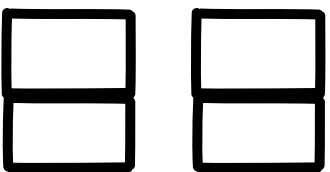
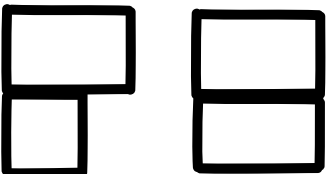
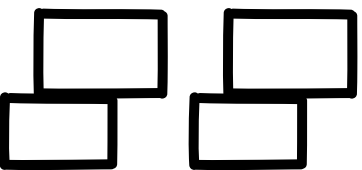




Printing

Read and print the letters in the correct letterboxes.

Gg Hh Ii Jj Kk Ll



Sentences

Fill in each sentence with a word that fits.

1. The joke was _____.
2. My Easter egg tasted _____.
3. She picked up the _____.

Inflectional Endings

Trace and add an 's' to the end of the words. Draw a picture to match its meaning.

egg -

light -

nest -

Name: _____

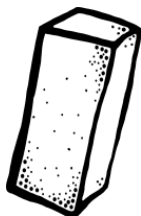
Date: _____

Digraphs

Write the correct digraph at the end of each word. Digraphs are CH, CK, SH, TH.



ped__



bri__



bu__




mou__



wat__



chi__



ba__



la__

Printing

Trace and print the words on the lines.

pot

pot



Sentences

Circle the sentence that matches the picture.



- Jane tried to pick up a book.
- Matt tried to pick up a coin.
- Jane tried to pick up a coin.

Adjectives


Look at the pictures. Write an adjective to describe the nouns.

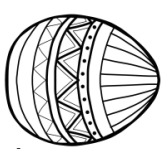












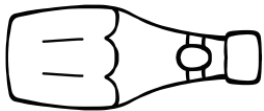

Name: _____

Date: _____


Diphthongs

Trace the diphthong and read the word. Color the correct picture.

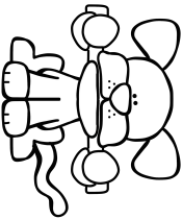
louch



boil



jewel



Vowel Teams

Spell each word with the given vowel team.

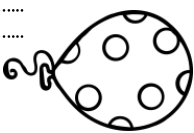
hooky



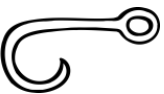
snail



balloon


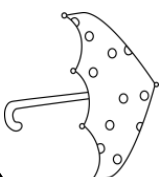
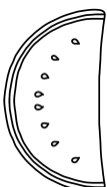


hook



Phonics

Color the pictures that begin with the short or long 'u' sound



Commas

Add commas between the items in the series below.

1. My birthday is Saturday
April 23rd.

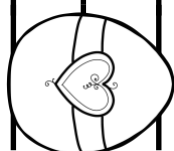
2. She found 3 eggs 4 jelly
beans and 2 bunnies.

Name: _____

Date: _____

Printing

Trace and print the words on the lines.



basket

Rhyming Words

Spell and draw 2 words that rhyme with basket.



1. _____

2. _____

Capitalization


Rewrite the months of the year with a capital letter.

may

june

july

august



Phonics

Write the -ap word family words next to the pictures.

