


Name _____



Adding Silent E

When you add an 'e' to the end of the word it is silent. It makes the vowel before it say its long sound. Match the pictures to their correct words.


mad ● ● ●		add silent e →	made ● ● ●	
can ● ● ●		add silent e →	cane ● ● ●	
Sam ● ● ●		add silent e →	same ● ● ●	
pan ● ● ●		add silent e →	pane ● ● ●	
Cam ● ● ●		add silent e →	came ● ● ●	




♥♥ Name _____ ♥♥



Long and Short E



Short e
says ě
as in pet




Long e
says ē
as in seed




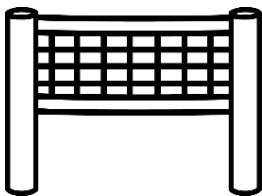


Color each picture by the sound the letter e makes in it.



Short e






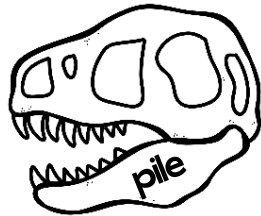
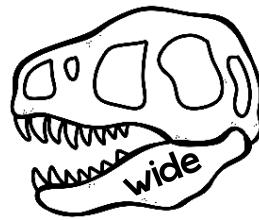


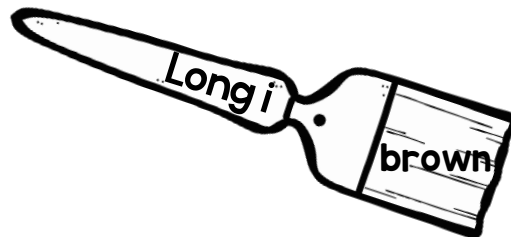

Long e



Name _____

'I' Sound Buried Treasures

Color each word by the code
and write it below under its
vowel sound.



Short I

Long I



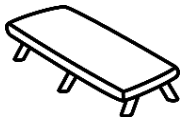



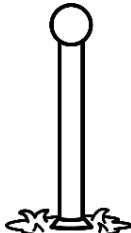

Short I	Long I

Name _____







Silent **E** or Not?

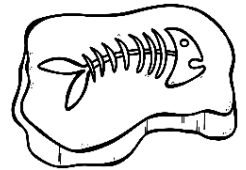
Look at each picture and decide if it needs a silent e to make the word match the picture. Glue the silent e in the box if it does. If it's correct the way it is, glue a thumbs up in the box.

 jog <input type="checkbox"/>	 con <input type="checkbox"/>
 cot <input type="checkbox"/>	 fox <input type="checkbox"/>
 nos <input type="checkbox"/>	 top <input type="checkbox"/>
 pol <input type="checkbox"/>	 tot <input type="checkbox"/>

©thechocolateteacher2016

e	e	e	e
			

Name _____



Using Our Long U Skills

Cut out the words below and glue them under their matching picture.

Next, choose one word and use it to write a sentence.

huge	cute	tube	mule
mute	fume	dune	cube