




# At Home Word Work



## Word Hunt

Go on a word hunt.


Write a list of words. Give children paper, and something to lean on. Have them hunt for these words in: books, menus, magazines, and instruction manuals.

## Read Aloud

Invite your child to read a book, or a list of words into a mirror to pets, or toys set up on a blanket.

## Rolling Words

Write words on the back of lids, or bottle tops using a permanent marker. Have children read the word then roll the bottle top down the hill. Which word won?



## Ideas

BY CLEVER CLASSROOM

## Act it Out


Write ten words on the pavement with chalk. Invite children to think of an action as they read each word three times.

## Read and Collect


After reading a book, pick out words that your child had trouble reading. Write each word on a piece of paper cut in half. Discuss each word's meaning, sounds and re-read. Place on the back of their bedroom door, and re-read the next day. Repeat with nightly books.

## Crafty Word Rocks

Use pebbles or rocks to make 'word peddle people'. Write one word on each pebble. Decorate with paper, buttons, wool.



# At Home Word Work



## Word Hunt

Go on a word hunt.


Write a list of words. Give children paper, and something to lean on. Have them hunt for these words in: books, menus, magazines, and instruction manuals.

## Read Aloud

Invite your child to read a book, or a list of words into a mirror to pets, or toys set up on a blanket.

## Rolling Words

Write words on the back of lids, or bottle tops using a permanent marker. Have children read the word then roll the bottle top down the hill. Which word won?



## Ideas

BY CLEVER CLASSROOM

## Act it Out

Write ten words on the pavement with chalk. Invite children to think of an action as they read each word three times.

## Read and Collect

After reading a book, pick out words that your child had trouble reading. Write each word on a piece of paper cut in half. Discuss each word's meaning, sounds and re-read. Place on the back of their bedroom door, and re-read the next day. Repeat with nightly books.

## Crafty Word Rocks

Use pebbles or rocks to make 'word peddle people'. Write one word on each pebble. Decorate with paper, buttons, wool.